

Low Cost Differential Switch


EPD1S, EPD1H Series

Features

- ▶ High reliability
- ▶ Easy setpoint adjustment
- ▶ Low cost

Applications

- ▶ Filtration systems
- ▶ Air proving in HVAC systems
- ▶ Pump & compressor monitoring
- ▶ Fluid leak detection
- ▶ Food & beverage



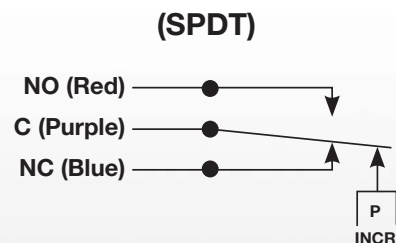
General Specifications*

Electrical Characteristics:	All models incorporate Underwriters Laboratories, Inc. and CSA Listed single pole double throw snap-action switching elements
Accuracy:	± 5% of the adjustable range
Switch:	
Type:	SPDT snap action
Rating:	4 amps @ 125/250 VAC (Class AA limit switch); 5 amps @ 125/250 VAC (Class BB limit switch).
Wetted Parts:	
Process Fitting:	Polysulfone, 40% glass filled
Diaphragm:	Dacron reinforced neoprene
Enclosure:	Polysulfone, 40% glass filled
Electrical Connection:	
EPD1S Models:	12" free leads
EPD1H Models:	3-contact terminal block

* See product configurator for additional options.

Enclosure Ratings:	NEMA 4 on EPD1H
Pressure Connection:	1/8" NPT female
Temperature Range:	
Operating:	-20° to +165°F (-54° to +74°C)
Storage:	-65° to +200°F (-40° to 93°C)
Adjustment Instructions:	Turn adjustment screw clockwise to increase, counter-clockwise to decrease pressure difference (switch setting)
Shipping Weight:	
EPD1S Models:	1.0 lbs. approximate
EPD1H Models:	1.5 lbs. approximate

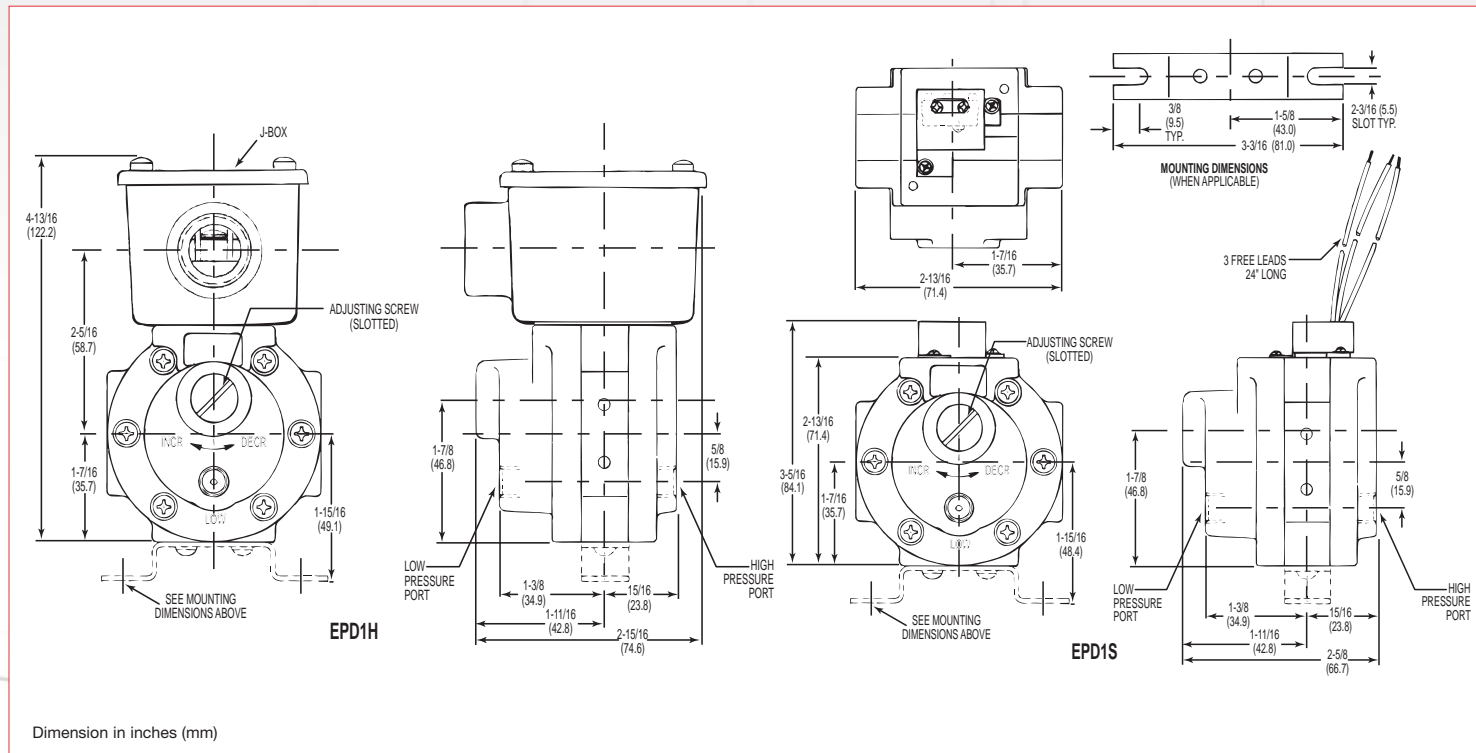
Wiring Diagram



Low Cost Differential Switch

EPD1S, EPD1H Series

Technical Drawing



Product Configurator

Example	EPD1S	-AA	40	-W048
---------	-------	-----	----	-------

Base Configuration

EPD1S	Single Setpoint
EPD1H	Single Setpoint with J-Box

Limit Switch¹

-AA	4 amps @ 125/250 VAC
-BB	5 amps @ 125/250 VAC
-CC ⁴	10 amps @ 125/250 VAC

Adjustable Range

	Working Range ³	Adjustable Range				Approx. Deadband ² (Actuation Value)	Max. Diff. (Proof)
		Decreasing - psi (bar)		Increasing - psi (bar)			
		Min	Max	Min	Max		
3 ³	.22 - 12	.22 (.01)	2.71 (.2)	.51 (.03)	3 (.2)	.07 - .29 (0 - .02)	12 (.8)
40	3 - 150	3.0 (.2)	38.8 (2.6)	4.2 (.3)	40 (2.7)	.15 - 1.2 (.01 - .08)	150 (10.2)

Options

-Wxxx	Extra wire length (XXX = inches)
-Sxxx	Factory pre-set (consult factory)

NOTES:

- ¹ Consult supplemental guide for specific deadband values
- ² Deadband values indicated when used with the "AA" limit switch, see drawing for 'BB' & 'CC' deadbands
- ³ Working range may be extended to 90 psi provided that the maximum differential pressure (proof) is not exceeded
- ⁴ Only available with EPD1H models