

Valve Position Indication

CPI 400 Valve Switch Visual Indicator (VI)



UL Unlisted Component

- Covered in file # MH 16727

CSA Certified Component

- Covered in file # 157406


FM Approved Component

- Covered in file # J.I. 3007653

Codes and Standards

This product is intended for installations covered by but not limited to NFPA 86, ANSI Z83.4/CSA 3.7, ANSI Z83.18/CSA 4.9, ANSI Z21.13, CSD-1, UL 795, CSA B149.1, CSA B149.3 and CSA B149.6.

DUNGS is an ISO 9001 manufacturing facility.



Description (CPI 400)

The CPI 400 (closed position indicator) visually and electrically indicates when the valve is either open or closed. The CPI 400 is suitable for making and/or breaking a circuit when the valve position changes. The CPI 400 mounts directly to DUNGS automatic shutoff valves.

Description (Visual Indicator)

The Visual Indicator indicates when the valve is either open or closed. The Visual Indicator mounts directly to DUNGS automatic shutoff valves.

Application (CPI 400)

The CPI 400 is recommended for industrial and commercial heating applications that require visual and / or electrical indication of valve position on automatic shutoff valves. The CPI 400

is suitable for dry natural gas, propane, butane, air and inert gases. Suitable for up to 0.1% by volume, dry H₂S when used with nickel plated brass adapter.

A “dry” gas has a dew point lower than +15 °F and its relative humidity is less than 60 %.

Application (Visual Indicator)

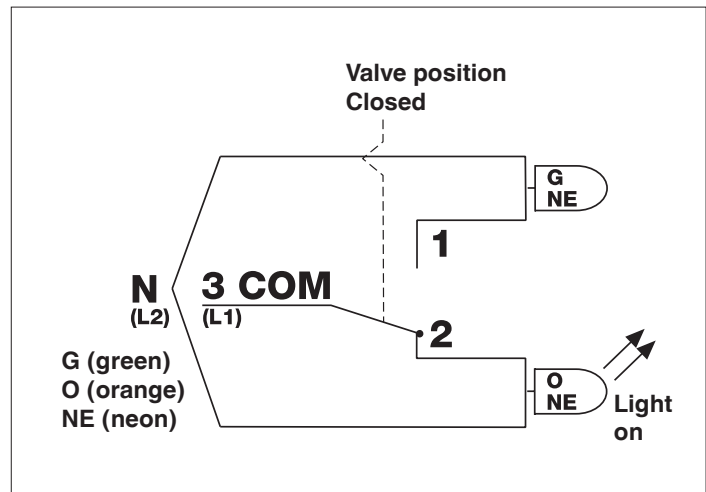
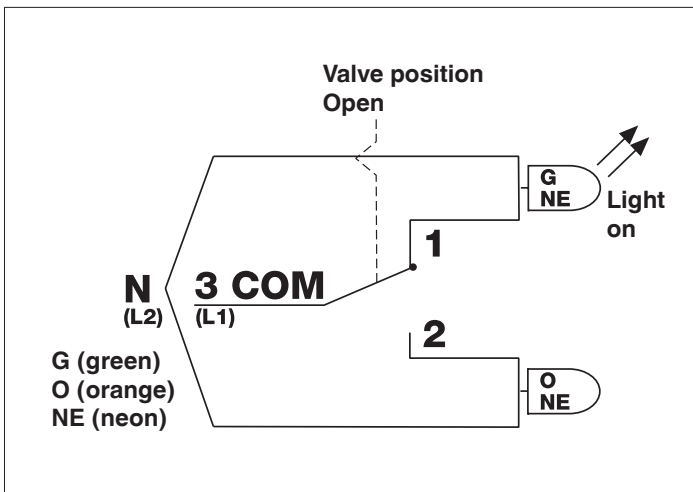
The Visual Indicator is recommended for industrial and commercial heating applications that require visual indication of valve position on automatic shutoff valves. The Visual Indicator is suitable for natural gas, propane, butane, air and inert gases.

CPI 400 SPDT switch requires no auxiliary power. The CPI is suitable for making and/or breaking a circuit when the valve is opened or closed. An open valve is indicated by a green neon light. A closed valve is indicated by an orange neon light. When the optional 24 VAC/VDC light is used, the closed valve is indicated by a red light.

Specifications

Max. operating pressure	7 PSI (500 mbar)
Connection	Set screw with G 1/8" ISO 228 plunger
Temperature range	-40 °F to +150 °F (-40 °C to +65 °C)
Materials	CPI Housing: Polycarbonate Switching contact: Silver (Ag) Plunger: Brass Sealing: NBR based rubber
Electrical ratings	AC eff. 120 VAC
Nominal current	AC max. 10 A resistive @ 120 VAC AC max. 8 A inductive @ 120 VAC AC max. 5 A resistive @ 230 VAC DC max. 1 A @ 12 - 48 VDC When used, the 24VDC/VAC indicator light consumes 20 mA when energized.
Electrical connection	Screw terminals via 1/2" NPT conduit connection
Enclosure rating	NEMA Type 4

CPI 400 Switching function

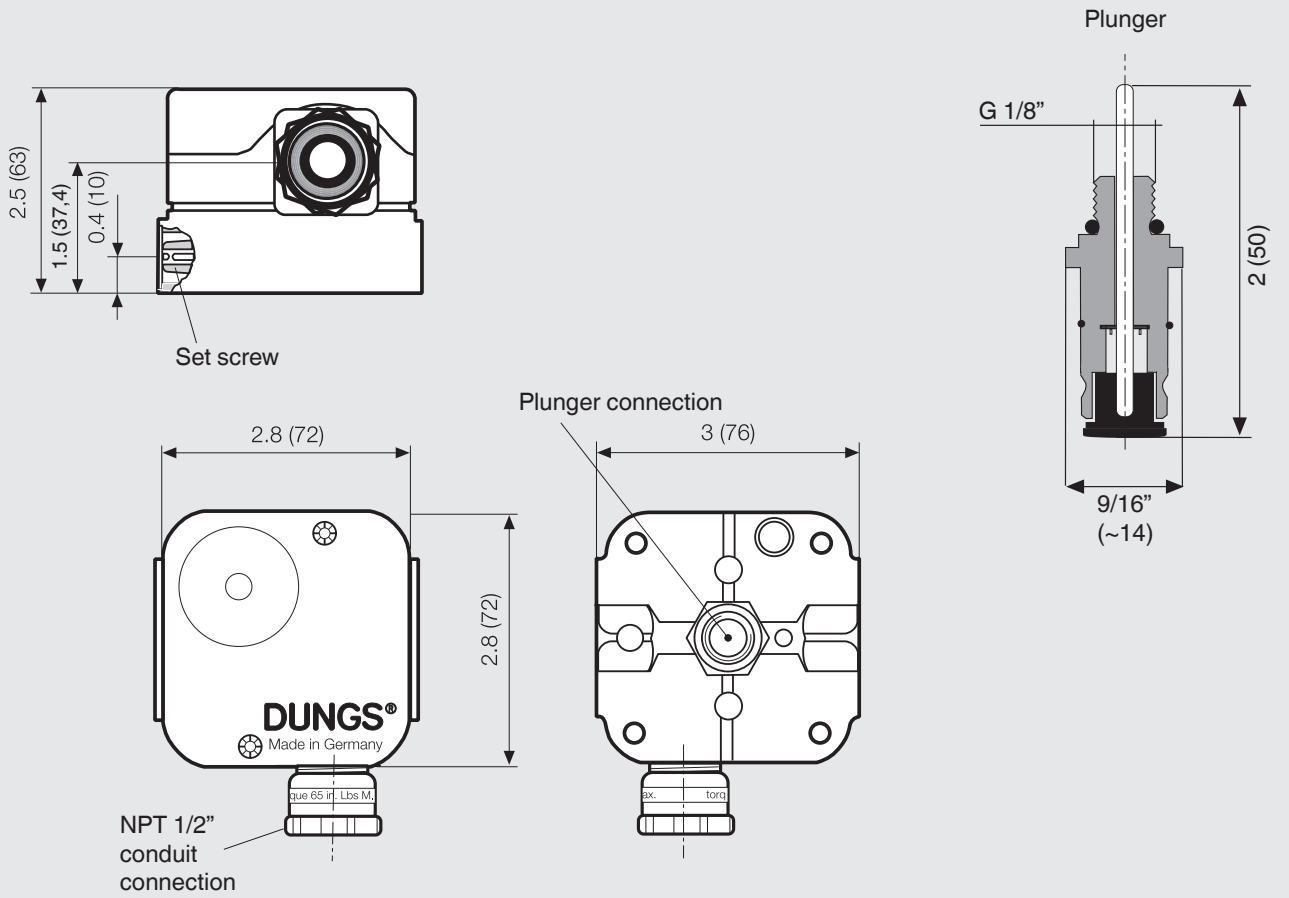


Visual Indicator indicates closed and open position of the safety valve

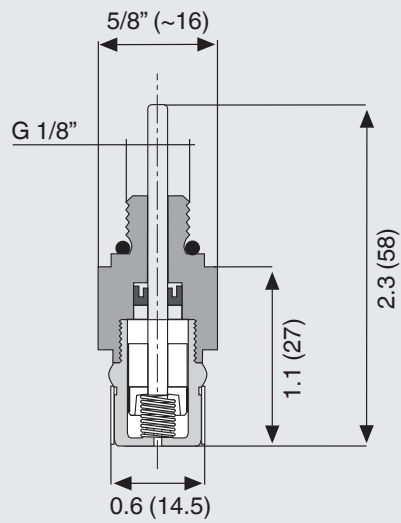
Specifications

Max. operating pressure	7 PSI (500 mbar)
Connection	G 1/8" ISO 228
Temperature range	-40 °F to +150 °F (-40 °C to +65 °C)
Materials	Brass housing NBR based rubber

**Dimensions inch (mm)
CPI 400 and Brass Adapter/Plunger**



**Dimensions inch (mm)
Visual Indicator**



Valve Position Indication

CPI 400 Valve Switch Visual Indicator (VI)



Product Description and Order Numbers

Type	Order No.
CPI 400 valve switch	224-253A
Visual Indicator	217-665

Accessories/Replacement Parts

Type	Order No.
Clear plastic cover with mounting screws	240-837
120 VAC neon lights (orange & green)	231-420
24 VDC neon lights (red & green)	248-183
1/2"NPT conduit adapter (PG 11)	220-566
Brass adapter (standard)	224-417
Brass adapter (Ni plated)	224-417B

We reserve the right to make any changes in the interest of technical progress.



Karl Dungs Inc.
3890 Pheasant Ridge Drive NE
Suite 150
Blaine, MN 55449, U.S.A.
Phone 763 582-1700
Fax 763 582-1799
e-mail info@karldungsusa.com
Internet <http://www.dungs.com/usa/>

Karl Dungs GmbH & Co. KG
P.O. Box 12 29
D-73602 Schorndorf, Germany
Phone +49 (0)7181-804-0
Fax +49 (0)7181-804-166
e-mail info@dungs.com
Internet <http://www.dungs.com>