

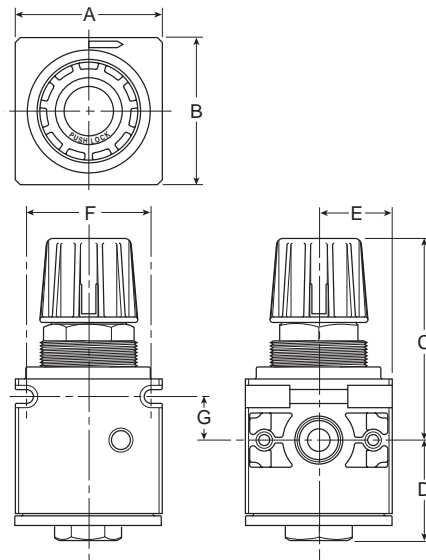
A

R105 Regulator



Features

- Connects to Other QUBE Units Using Just Screws and O-rings (Included)
- Integral Mounting Slots Eliminate Need for Mounting Brackets
- Diaphragm Operated Design with Balanced Poppet Design for Quick and Accurate Regulation
- Panel Mountable
- High Flow: 1/2" - 150 SCFM[§]
 3/4" - 150 SCFM[§]



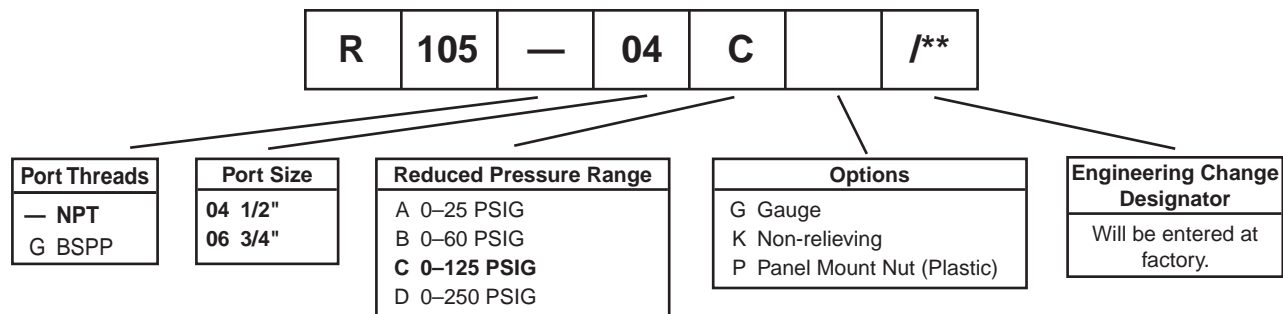
Port Size	NPT	BSPB
	Relieving	Relieving
Without Gauge 0-125 PSIG Reduced Pressure		
1/2"	R105-04C	R105G04C
3/4"	R105-06C	R105G06C
With Gauge 0-125 PSIG Reduced Pressure		
1/2"	R105-04CG	—
3/4"	R105-06CG	—

R105 Regulator Dimensions								
A*	A†	B	C	D	E	F*	F†	G
2.69 (68.3)	3.03 (77.0)	2.69 (68.3)	3.75 (95.4)	1.81 (46.1)	1.35 (34.1)	2.30 (58.3)	2.55 (64.8)	0.81 (20.6)

Inches (mm)
 * 3/8 and 1/2 inch ports
 † 3/4 inch ports
 NOTE: 1.75 Dia. (44mm) hole required for panel mounting.

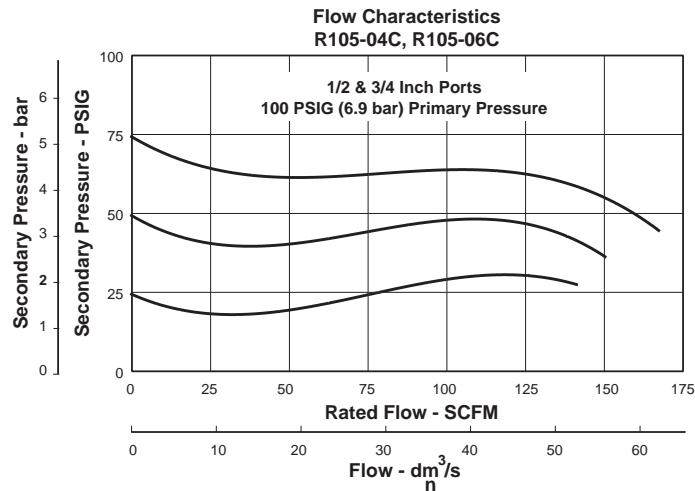
Bold Items are Most Popular.
 For other models refer to ordering information below.
 § SCFM = Standard Cubic Feet Per Minute at 100 PSIG Inlet, 75 PSIG No Flow Secondary Setting, and 20 PSIG Pressure Drop.

Ordering Information



BOLD ITEMS ARE MOST POPULAR.

Technical Information



⚠ WARNING

**Product rupture can cause serious injury.
 Do not connect regulator to bottled gas.
 Do not exceed maximum primary pressure rating.**

⚠ CAUTION:

REGULATOR PRESSURE ADJUSTMENT – The working range of knob adjustment is designed to permit outlet pressures within their full range. Pressure adjustment beyond this range is also possible because the knob is not a limiting device. This is a common characteristic of most industrial regulators, and limiting devices may be obtained only by special design. For best performance, regulated pressure should always be set by increasing the pressure up to the desired setting.

R105 Regulator Kits & Accessories

- Cage Kit –**
 Cage Assembly with Knob.....CKR105
- Control Knob** R105-0542P
- Gauges –**
 2" Dial Size, 1/4" Back Connection
 0 to 60 PSIG (0 to 4 bar) K4520N14060
 2" Dial Size, 1/4" Back Connection
 0 to 160 PSIG (0 to 11 bar) K4520N14160
 2" Dial Size, 1/4" Back Connection
 0 to 300 PSIG (0 to 20,7 bar) K4520N14300
- Panel Mounting Bracket Kit (Bonnet Threads)** SAR10Y57
Face Mounting Bracket Kit (See Page A66) SAR10Y57
- Panel Mount Nut –**
 Plastic.....R10X51-P
 Aluminum.....R10X51-A
- Repair Kits –**
 Non-Relieving Diaphragm, Valve Assembly RKR105K
 Relieving Diaphragm, Valve Assembly RKR105

Specifications

- Gauge Ports (2)**1/4 Inch
Port Threads 1/2 & 3/4 Inch
Supply Pressure300 PSIG Max. (20,4 bar)
Temperature Rating40°F to 150°F (4.4°C to 65.5°C)
Weight 1.64 lbs. (.74 kg) / unit

Materials of Construction

- Adjusting Knob** Acetal
BodyAluminum
Bottom PlugZinc
CageGlass-Filled Acetal Plastic
Elastomers Buna N