


1 POLE DEFINITE PURPOSE CONTACTORS WITH BUS BAR (30A THRU 40A)

White
Rodgers

40 Amp Model
(with cover)



Approximate Overall Dimensions
3 1/4" x 2" x 2 1/2"

94-388 THRU 94-396 WR/RBM TYPE 121

Straight-Through Wiring, Replaces 1 1/2 Pole Devices Used Primarily in Residential Central Air Conditioning

FEATURES

- Replaces many Type 117 contactors used by OEM's.
- Universal style mounting bracket fits existing mounting holes.
- Screw terminals and 1/4" quick connect terminals for easy installation.

SPECIFICATIONS

Temperature Range	-40°F to 150°F
Mechanical Life (no load)	Conforms to UL and ARI specifications
Electrical Life	Conforms to ARI specifications
		94-388 thru 94-390 achieve 200,000 cycles, make LRA at .5 pf, break 125% of FLA at .75 pf at rated voltage, 10,000 cycles make and break LRA at .5 pf rated voltage
		94-394 thru 94-396 achieve 100,000 cycles, make LRA at .5 pf, break 125% of FLA at .75 pf at rated voltage, 6,000 cycles make and break LRA at .5 pf rated voltage
Weight (approximate)	7 oz.
Agency	U.L. file number E75492 C.S.A. file number LR49538
Coils Frequency	50/60 Hz
Coil Insulation	Class B (130°C)
Termination	Screw and Double 1/4" Q.C.
Operate	85% of nominal coil voltage; 110% maximum safe operate
Duty Cycle	Continuous

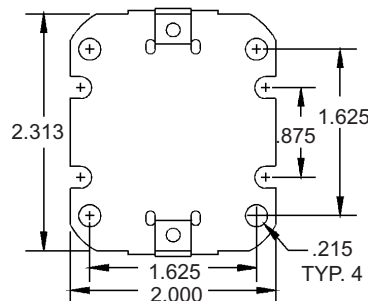
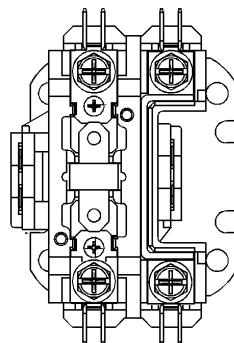
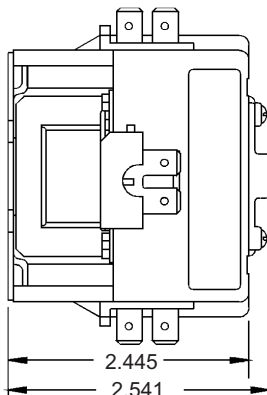
COIL DATA

Model Number		Voltage AC	Res DC OHMS	Current MA	Nominal VA	Max. Inrush VA
* 30 Amp	** 40 Amp					
94-388	94-394	24	16.5	208	5	20
94-389	94-395	120	420	42	5	20
94-390	94-396	208/240	1825	21	5	20

* 30 amp models have no cover on top as in line drawing below
** 40 amp models have cover on top as in picture above

CONTACT RATINGS

Type	Voltage	FLA	LRA	RES
94-388	277	30	150	40
thru	480	30	75	40
94-390	600	30	50	40
94-394	277	40	200	50
thru	480	40	100	50
94-396	600	40	80	50



30 Amp Model (No Cover)